



Malaysia No.1
Online Ticketing Solution



**GALA DINNER
TABLE
MANAGEMENT**

First in Malaysia

Invitation

QR Code

ticket2U

Tables View

Total Tickets	Total Assigned
2594	981

Table 85
10:15

Table 86
10:15

Table Name : VVIP 3

Capacity : 10

Invoice #	Invoice #
1170525-078	1170525-075

Ticket #	Ticket #
34534	CISANIEBT
34536	BAK303EDT
34535	

Proposal : Ticketing Solutions for Gala Dinner Table Management

Why Table Management System?

Impress your guests with paperless registration,
QR Code Check-In on your prestigious event!



Sell Table / Seat Online

Choose designated table to reserve or
purchase by seating chart view / section /
ticket type.



Invitation & Notification

Email / SMS / WhatsApp invitation and
notifications of reminder, e-ticket provided.



Assign Guest to Table

Admin can assign online / offline guests to
table, or auto assign by system.



Scan QR & Check-In

Kiosks, scanners and crews provided (if
required) during event for check-in.

Ticketing for Gala Dinner Table Management



Sell Table / Seat Online

1. Set price, section, capacity (Ticketing)
2. Set promo, discount, period (Marketing)
3. Assign seat later for individual seat (Management)



Ticket Information

Event Date : 11 Jan 2018, 6:00PM
Sale End : 11 Jan 2018, 12:00 PM
Seat Allocation : [Click To View](#)

Blue Info	RM-5265.00 RM 4212.00 Early Bird
Green Info	RM-10530.00 RM 8424.00 Early Bird
Yellow Info	RM-21060.00 RM 16848.00 Early Bird

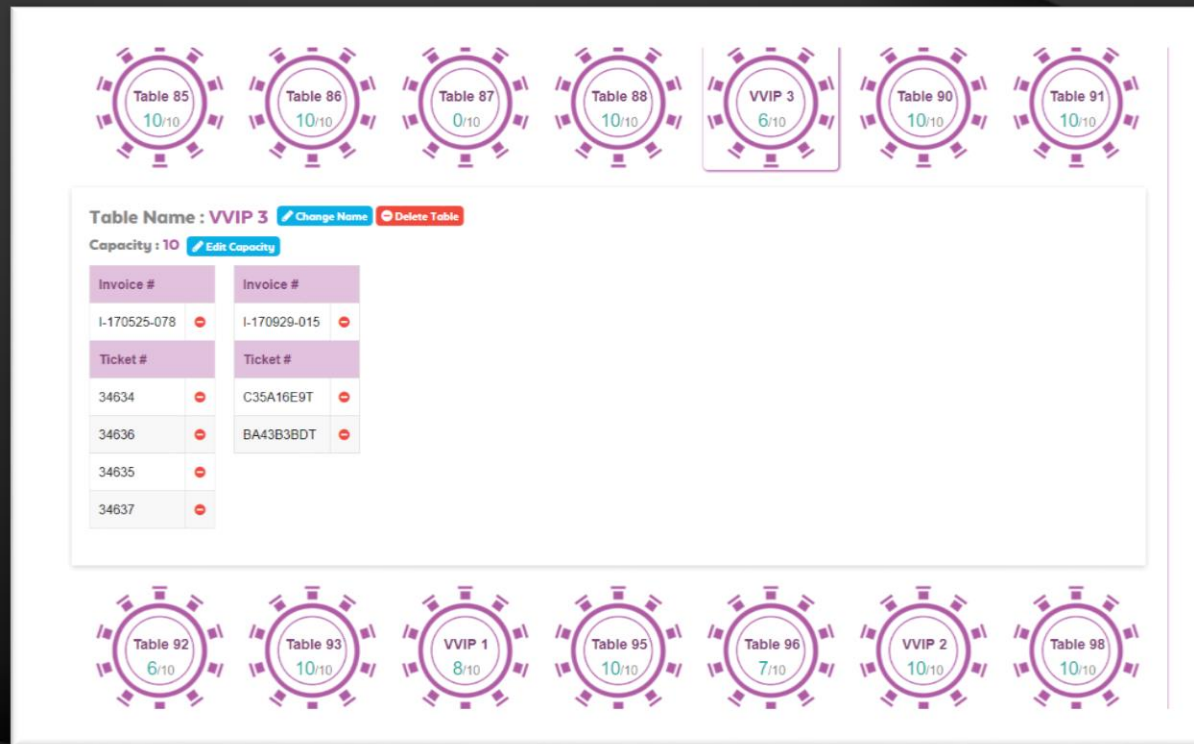
[Buy Ticket Now](#)

System Management for Gala Dinner Table Management



Assign Guest to Table

1. Set table capacity, seat, table name
2. Auto assign or individual assignment
3. Group assign by same invoice / transaction



The screenshot displays a web-based interface for managing tables for a Gala Dinner. At the top, there is a row of seven circular table icons representing different tables: Table 85 (10/10), Table 86 (10/10), Table 87 (0/10), Table 88 (10/10), VVIP 3 (6/10), Table 90 (10/10), and Table 91 (10/10). The 'VVIP 3' table is highlighted with a red border. Below this row, the selected table's details are shown: 'Table Name : VVIP 3' with 'Change Name' and 'Delete Table' buttons, and 'Capacity : 10' with an 'Edit Capacity' button. The main area contains two columns of guest assignment data. The left column lists 'Invoice #' and 'Ticket #' for several guests, while the right column lists 'Invoice #' and 'Ticket #' for another set of guests. At the bottom, there is another row of seven circular table icons: Table 92 (6/10), Table 93 (10/10), VVIP 1 (8/10), Table 95 (10/10), Table 96 (7/10), VVIP 2 (10/10), and Table 98 (10/10).

Invoice #	Ticket #	Invoice #	Ticket #
I-170525-078	34634	I-170929-015	C35A16E9T
	34636		BA43B3BDT
	34635		
	34637		

Invitation for Gala Dinner Table Management



Send Invitation with QR Code

1. Scan / Check-In / Claim / Search invitation.
2. Retrieve table number.
3. Check-In guest.

Email
SMS
WhatsApp



GIBA/EIBA 2018 | Ticket2u.com.my
You have an invitation.
www.ticket2u.com.my

Dear Chia Chung Yeong, you have 10 invitation to the GIBA/EIBA 2018.
Use this to check in <http://t2u.asia/emi/B5EA643ET>

11:32 AM

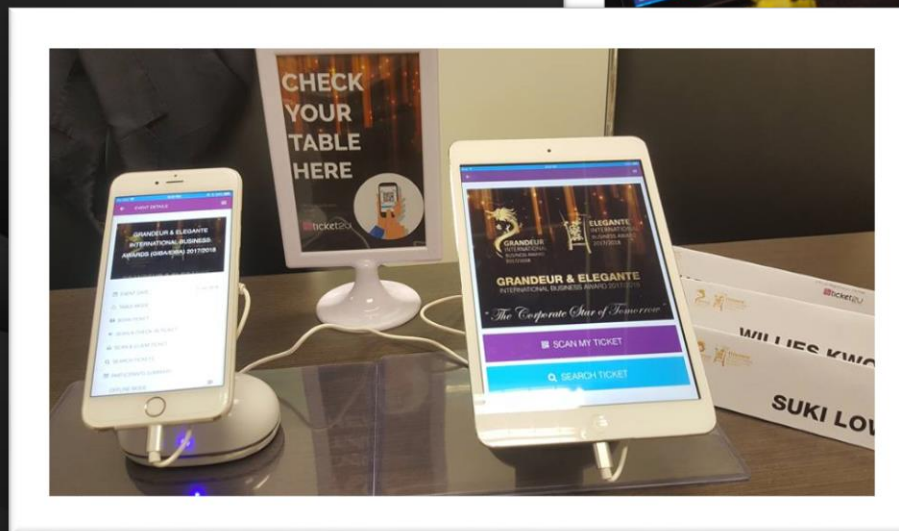



Registration Setup for Gala Dinner Table Management



Scan QR & Check-In

1. Kiosks and scanner provided
2. Scan QR and retrieve table number
3. Self Check-In or Check-In for friend with same table



Live Demo - <https://youtu.be/pltYG3ULhns>



*Latest Version with Screen Display and Voice-
Over Demo - https://youtu.be/hF65r6D0_OU*





Thank You
For more reference, please refer to
Ticket2U 2018
attached.